

SAFETY AND SCHOOL ENVIRONMENT

Non-CSAP Course Offerings

Your School Offers	does	does not
• art.....	<input checked="" type="checkbox"/>	<input type="checkbox"/>
• drama or theater.....	<input checked="" type="checkbox"/>	<input type="checkbox"/>
• music.....	<input checked="" type="checkbox"/>	<input type="checkbox"/>
• physical education.....	<input checked="" type="checkbox"/>	<input type="checkbox"/>
• opportunity for civic or community engagement.....	<input checked="" type="checkbox"/>	<input type="checkbox"/>
• internet safety program.....	<input checked="" type="checkbox"/>	<input type="checkbox"/>
• International Baccalaureate.....	<input type="checkbox"/>	<input checked="" type="checkbox"/>
• extracurricular activities.....	<input checked="" type="checkbox"/>	<input type="checkbox"/>
• athletics.....	<input checked="" type="checkbox"/>	<input type="checkbox"/>
• career and technical education.....	<input checked="" type="checkbox"/>	<input type="checkbox"/>
• honors.....	<input checked="" type="checkbox"/>	<input type="checkbox"/>

Safety and Discipline

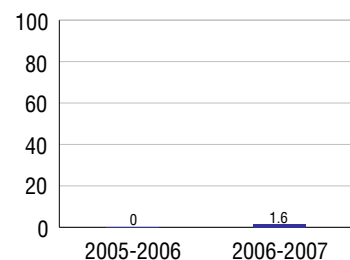
Safe schools are a top priority for parents, teachers, and communities. Your school safety and discipline record for the 2007-2008 school year is:

Type of Incident	Number of Incidents Reported	Percent of Total Incidents
Substance Abuse - Drugs		
Substance Abuse - Alcohol		
Substance Abuse - Tobacco		
Felony Assaults		
Fights		
Possession of Dangerous Weapons		
Other Violations Code of Conduct	20	100.0%

Student Attendance and School Calendar

2007-2008	Your School
Enrollment	69
Average Daily Attendance	65
Student Dropouts	1.6%

Dropout Rate



Student Information Over Time

	2005-2006	2006-2007	2007-2008
Student Enrollment Stability	100%	100.0%	92.8%
Students Eligible for Free and Reduced Lunch	48.3 %	71.9 %	52.2 %

For more information and further details about this report, visit www.state.co.us/schools
Colorado Department of Education, 201 East Colfax Ave. Denver, CO 80203

Walsh High School
0230/9226/M

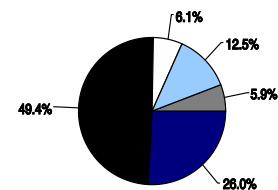
300 California Street . Walsh, CO 81090 . 719-324-5221
10/20/2008

DISTRICT TAXPAYER'S REPORT

Sources of School District Revenue 2007

Local Tax Contribution	\$612,161
State Tax Contribution	1,165,821
Federal Grants	144,645
State Grants	294,952
Private/Partnership Grants	0
Other Discretionary Income	140,043
Total District Operating Revenue	\$2,357,622
Long Term Debt Proceeds	0
Total District Revenue	\$2,357,622
Total District Operating Revenue Per Pupil =	\$16,901
Total District Revenue Per Pupil (Including Long Term Debt) =	\$16,901
District Per Pupil Operating Revenue =	\$10,269
State Average Per Pupil Operating Revenue =	\$6,080

District Source of Funds 2007

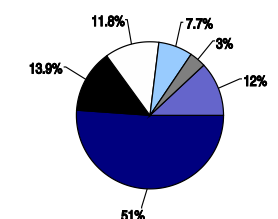


Legend for District Source of Funds 2007:
 ■ Local Tax Contribution
 ■ State Tax Contribution
 □ Federal Grants
 □ State Grants
 □ Private/Partnership Grants
 □ Other Discretionary Income
 □ Long Term Debt Proceeds

District Use of Funds 2007

Instructional & Instructional Support	\$1,163,794
Administration	315,401
Building & Facilities Maintenance	267,427
Operational Expenditures	175,280
Debt Service	0
Other Expenditures	78,074
Total District Operating Expenditures	\$1,999,976
Capital Expenditures	273,073
Total District Use of Funds	\$2,273,049

District Use of Funds 2007



Legend for District Use of Funds 2007:
 ■ Instructional & Instructional Support
 ■ Administration
 □ Building & Facilities Maintenance
 □ Operational Expenditures
 □ Debt Service
 □ Other Expenditures
 □ Capital Expenditures

District Debt and Capital Construction & Equipment

Total Outstanding Bonded Debt	\$0
Average Annual Percentage Interest Rate on Debt	0%
Amount Raised from Most Recent Bond	\$0
Amount Spent on New Buildings During Last 2 Years	\$341,205

Accreditation

Accreditation is Colorado's primary accountability system, incorporating achievement levels, academic growth, achievement gaps, post-secondary readiness, improvement planning, and compliance. The state accredits districts and districts accredit individual schools.

District Accreditation Status for the 2007-2008 school year:

Voter Approved Funding Changes

Your community did /did not hold an election in November 2006

The following items have been approved by voters:

TABOR Override

Bond

Mill Levy Increase

WALSH HIGH SCHOOL



WALSH RE-1

<http://www.walsh eagles.com/>
School Accountability Report
2007-2008 School Year

School Performance Summary

Overall Academic Performance on State Assessments

High

Academic Growth of Students

Typical

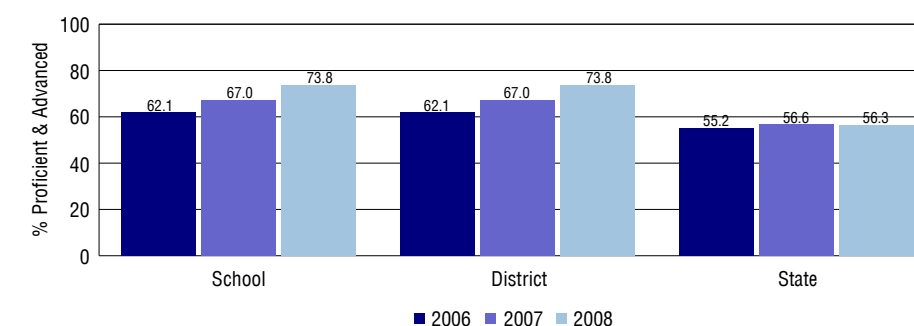
Overall Academic Performance on State Assessments

Each school in the State received a rating of "Excellent", "High", "Average", "Low", or "Unsatisfactory" for student academic performance based on 2007-2008 CSAP and COACT results. The rating is calculated using weighted percentages of each CSAP proficiency level for all content area and grade results for the school, as well as average COACT Reading, Writing, and Math Grade 11 results.

Academic Growth of Students

Each school in the State received a rating of "Low", "Typical", or "High" for student academic growth based on CSAP results. The calculation method is new for 2007-2008. The rating is calculated using student percentile scores matched over two years. More information about the Overall Academic Performance rating and Academic Growth of Students calculations can be found here: http://www.cde.state.co.us/cdeassess/SAR_Info.html.

Percent Proficient and Advanced for Middle Grades for All Content Areas



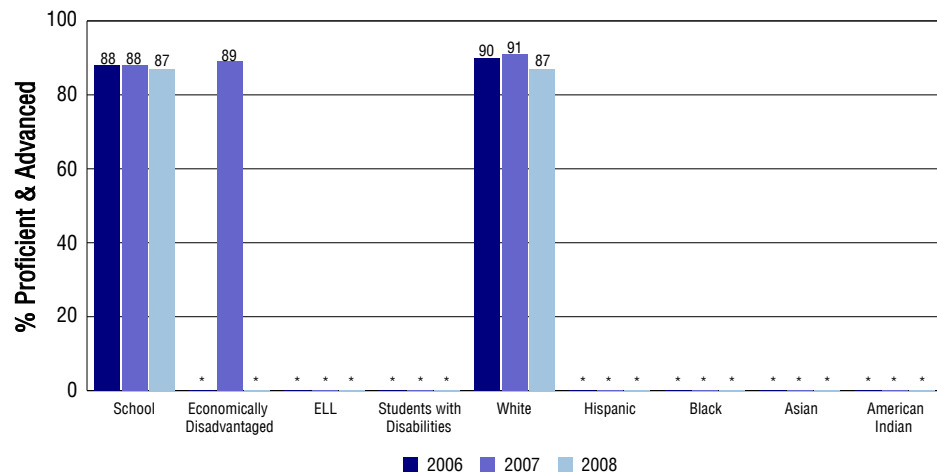
Student Test Scores Used For Calculating Overall Academic Performance

95.0%	Test Scores Counted
0.0%	Test Scores not used due to Language
5.0%	Test Scores not used due to New Student

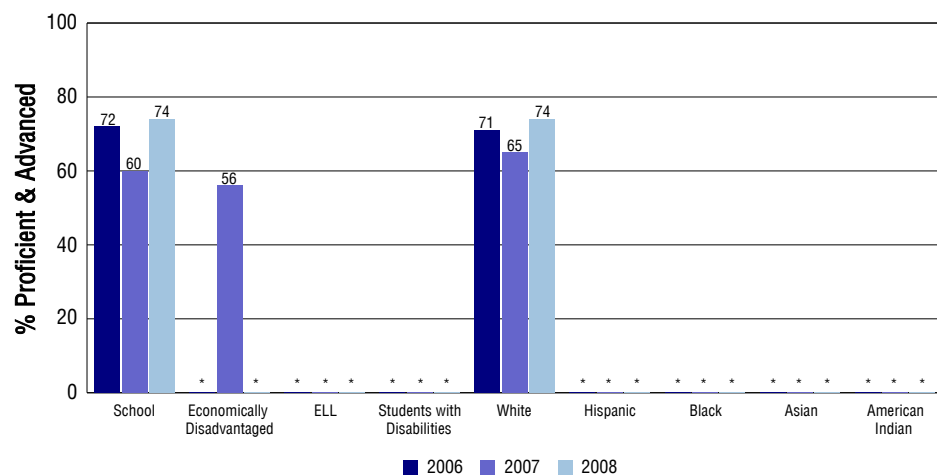
STUDENT PERFORMANCE

These graphs show the percent Proficient and Advanced trends over the past three years for Reading, Writing, and Math. Results are presented for the entire school for all reported grades as well as for different subgroups. Note: * indicates any group with less than 16 student results to be reported.

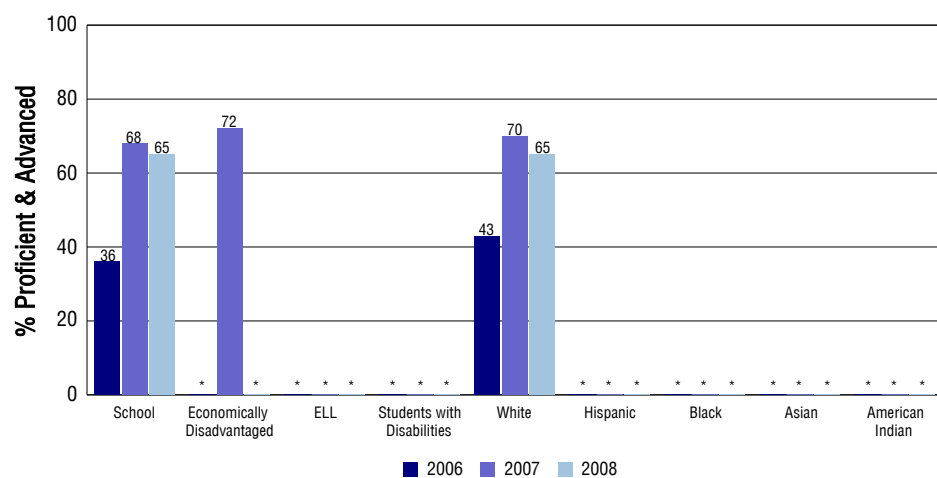
Reading



Writing



Math



SCHOOL INFORMATION

School Pride (as submitted by your district)

- The secondary school has a highly qualified staff that takes pride in our academics.
- The secondary school has a high percentage of students that go on to postsecondary education.
- The secondary school has a high percentage of students that are involved in extra curricular activities.
- We have several programs in place to help us maintain and improve our safe and drug free environment.

School Goals (as submitted by your district)

Increase student achievement in all core content areas at all grade levels, so students are showing a year's growth in a year's time, as measured by established assessment. Demonstrate more than one year's growth in a year's time in student achievement for all underperforming subpopulations. Implement a grade level curriculum guide that is aligned to the Colorado State Content Standards and Colorado Department of Education Assessment Grade Level Frameworks in all academic areas. Provide a school climate that is safe, inviting, stimulating, and conducive to high student achievement.

No Child Left Behind - Adequate Yearly Progress

Did your school make AYP in reading? Yes Math? Yes
 How many targets does your school have? 6 Met? 6

Based on this school's academic performance, your child may be eligible for one or more of the following; ask your school if your child qualifies for:

Extra academic instruction either before or after-school, or in the summer
 Mentoring

For additional information regarding Adequate Yearly Progress please visit
<http://www.cde.state.co.us/FedPrograms/ayp/index.asp>

How Walsh High School Compares To Middle Schools Within A 75-Mile Radius

School	Program Type	Academic Performance	Academic Growth
V.I.L.A.S. Online School(1)	Online	Low	Low
Vilas Undivided High School(1)		High	No Rating
Springfield Junior High School(2)		High	Low
Campo Undivided High School(3)		Average	No Rating
Pritchett Middle School(4)		Low	No Rating
Granada Undivided High School(5)		Average	Typical
Holly Junior-Senior High School(6)		High	High
Lamar Middle School(7)		Average	Typical
Wiley Junior-Senior High School(8)		High	High
Mc Clave Undivided High School(9)		Average	Low

1 Located in Vilas RE-5 School District.
 2 Located in Springfield RE-4 School District.
 3 Located in Campo RE-6 School District.
 4 Located in Pritchett RE-3 School District.
 5 Located in Granada RE-1 School District.

6 Located in Holly RE-3 School District.
 7 Located in Lamar RE-2 School District.
 8 Located in Wiley RE-13 Jt School District.
 9 Located in Mc Clave RE-2 School District.

ABOUT OUR STAFF

School Employment

Each year, your district reports to the Colorado Department of Education on the number of adults who work in your school, as well as the type of work they do. Last year, your school employed:

	Your School		District	
	Full Time	Part Time	Full Time	Part Time
Teachers	6	4	18	1
Paraprofessionals	0	1	4	2
Administrators	1	0	2	1
Other Professionals	0	0	0	1
School Support	2	0	8	6
School Counselors	0	0	1	0
School Librarians	0	0	0	0
Total Staff	14		42	

Students per Teacher Ratio

	Student Enrollment	Students per Teacher
Grade 7	14	15.6
Grade 8	11	9.6

Professional Experience of Teachers

	Your School	District
Average years of teaching experience	14	16
Percent of teachers teaching in the subject in which they received their degree	80%	80%
Number of teachers with Masters or Doctoral degrees	4	6
Teachers with 3 years or more of teaching experience	8	17
Teachers with less than 3 years of teaching experience	2	2
Number of professional development days	5	5

Salaries

	Your School	District	State
Average Teacher Salary	\$31,285	\$32,557	\$47,494
Average Administrator Salary	\$54,800	\$57,944	\$80,444

Principal: Tom A Meardon

Number of years as Principal at this school: 5

Number of years as Principal at any school: 10